

**NEIGHBOURHOODS AND COMMUNITY SERVICES SCRUTINY PANEL -
THURSDAY, 3RD SEPTEMBER, 2020**

SUPPLEMENTARY PAPERS

The following presentation was tabled at the meeting:

| <u>AGENDA ITEM</u> | <u>REPORT TITLE</u> | <u>PAGE</u> | <u>WARD</u> |
|-------------------------------|---|--------------------|--------------------|
| 8. | Food Poverty Task and Finish Group Report | 1 - 12 | All |

This page is intentionally left blank

FOOD POVERTY IN SLOUGH

Report to the Neighbourhoods and
Community Services Scrutiny Panel

September 2020

EVIDENCE COLLECTED

- ▶ Slough Food bank
- ▶ Shelter
- ▶ Schools (inc a visit to Marish Primary and a school survey)
- ▶ DWP
- ▶ Residents
- ▶ SBC's Welfare Provision, Debt Management, and Outreach teams

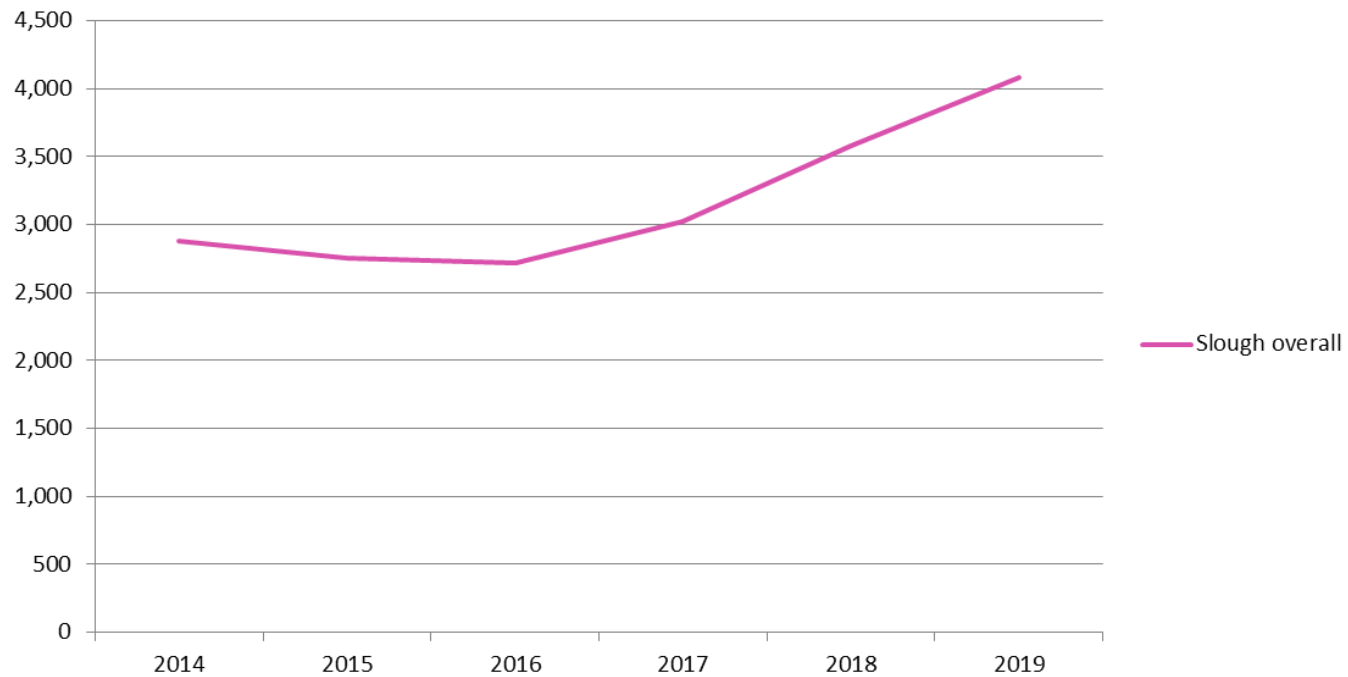
HOW IS FOOD POVERTY MEASURED?

1. Slough Foodbank Users
2. Fuel Poverty
3. Child Poverty
4. The Index of Multiple Deprivation (IMD)

WHAT IS THE SCALE OF FOOD POVERTY IN SLOUGH?

Evidence from Slough Foodbank

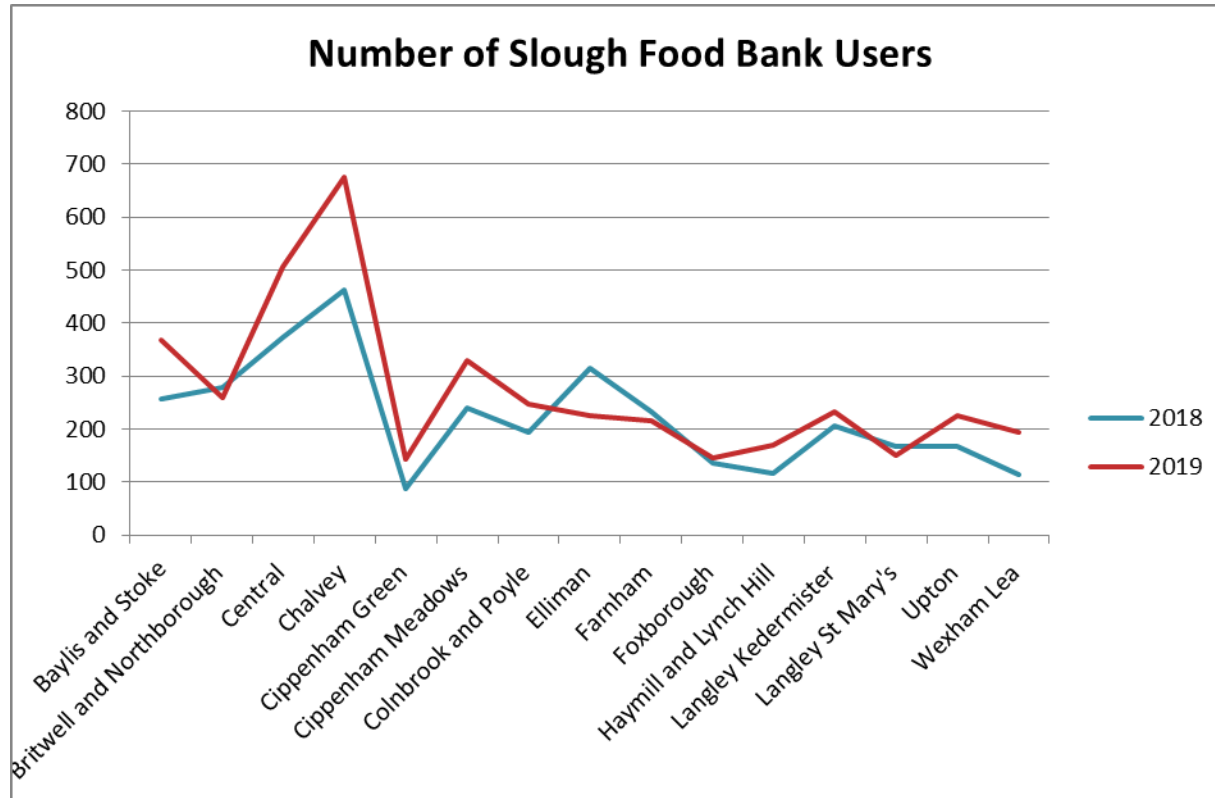
The Number of Slough Food Bank Users 2014-19



WHAT IS THE SCALE OF FOOD POVERTY IN SLOUGH?

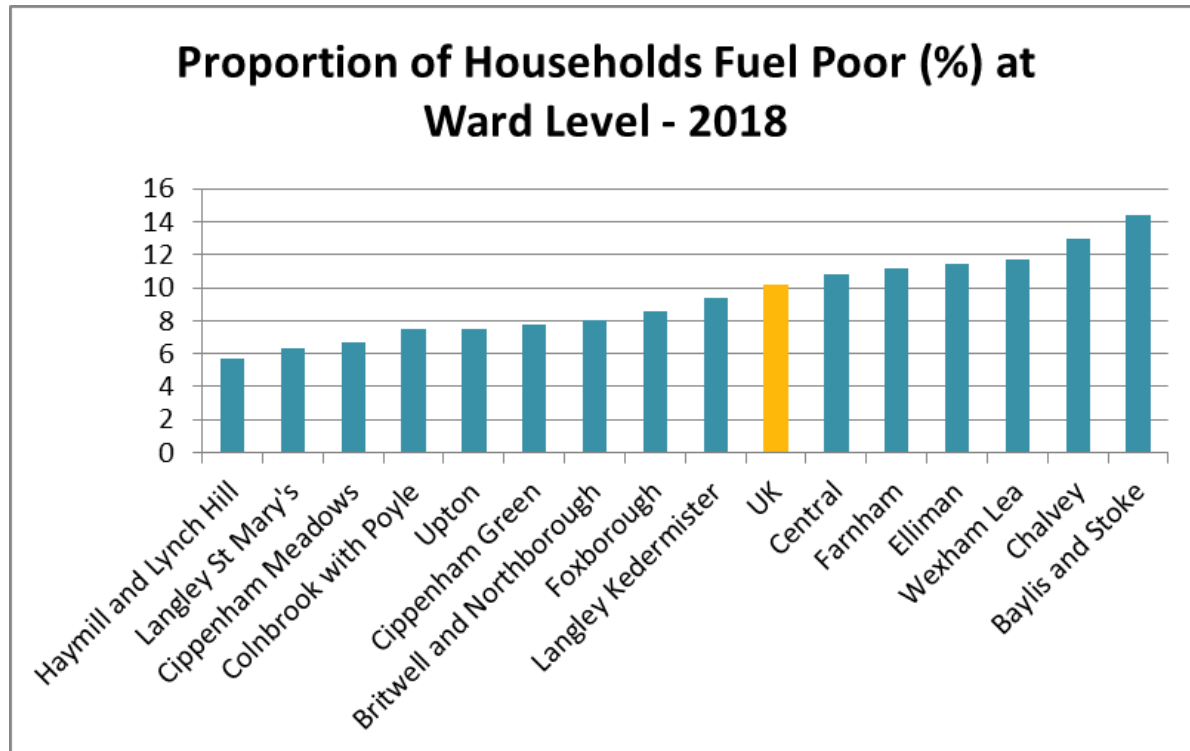
Evidence from Slough Foodbank

Page 5



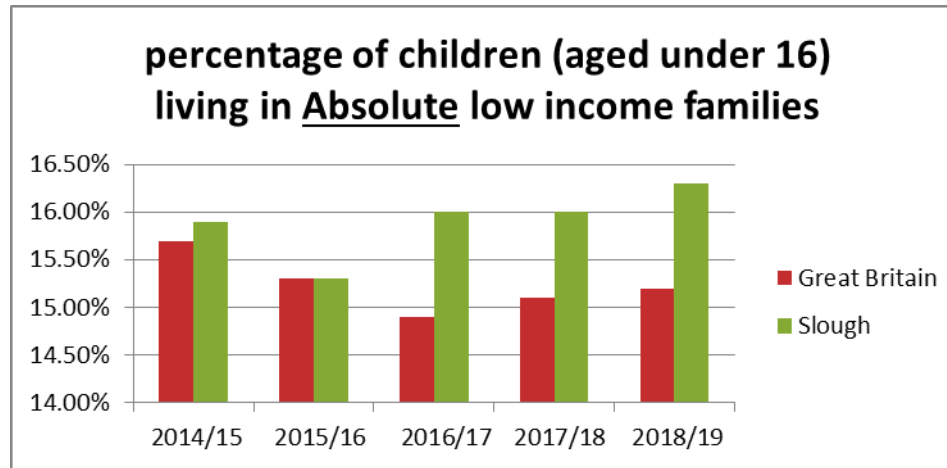
WHAT IS THE SCALE OF FOOD POVERTY IN SLOUGH?

Fuel Poverty



WHAT IS THE SCALE OF FOOD POVERTY IN SLOUGH?

Child Poverty



| Children in Absolute low income by work status of family (Slough, 2018/19) | | | | | | |
|--|-------------------------|---------------------|-------|-------------------------|---------------------|-------|
| | Not in working families | In working families | Total | Not in working families | In working families | Total |
| Lone parent | 1,255 | 1,095 | 2,351 | 16% | 14% | 30% |
| Couple | 615 | 4,780 | 5,400 | 8% | 62% | 70% |
| Total | 1,869 | 5,878 | 7,745 | 24% | 76% | |

WHAT IS THE SCALE OF FOOD POVERTY IN SLOUGH?

IMD 2019

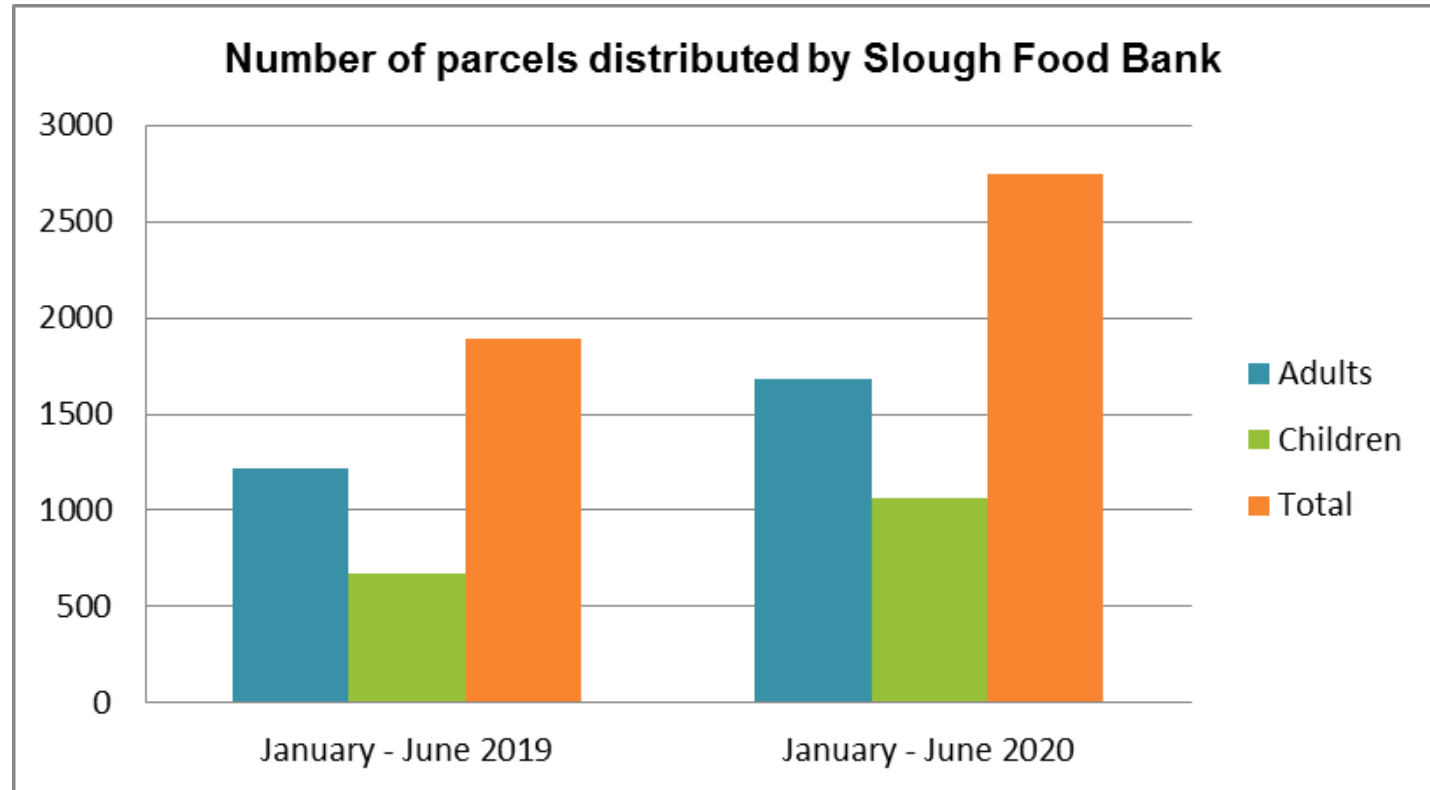
Page 8

| LSOA name (2011) | Ward | Index of Multiple Deprivation (IMD) Decile (2019) | Index of Multiple Deprivation (IMD) Decile (2015) |
|------------------|---------------------------|---|---|
| Slough 007C | Elliman | 2 | 2 |
| Slough 014B | Colnbrook with Poyle | 2 | 2 |
| Slough 001B | Britwell and Northborough | 2 | 2 |
| Slough 001A | Britwell and Northborough | 2 | 2 |
| Slough 009B | Chalvey | 2 | 2 |
| Slough 009C | Chalvey | 2 | 3 |
| Slough 005E | Elliman | 2 | 3 |

WHY DO WE HAVE FOOD POVERTY IN SLOUGH?

| Main Cause of Crisis | Food Parcels |
|--|---------------------|
| Low income | 848 |
| Benefit delays | 810 |
| Benefits issues | 719 |
| Debt | 394 |
| No recourse to public funds (NRPFs) | 312 |
| Other | 295 |
| Homelessness (including TA) | 272 |
| Sickness (Discharge from hospital/ Macmillan) | 150 |
| Domestic Violence | 120 |

THE IMPACT OF COVID-19



RECOMMENDATIONS & PROPOSED AREAS FOR CONSIDERATION

1. Develop a commitment and a proactive strategy to tackle food poverty in Slough Borough Council.
2. Create a directory of (and promote) all available services.
3. Start to monitor household food insecurity.
4. Coordinate with schools to ensure all children have access to food 365 days a year.
5. Explore ways to reduce fuel poverty using regulatory tools such as the Housing Act 2004 and through the effective promotion of the various energy company obligation schemes already in operation in Slough.
6. Increase the capacity of the LWP team and provide customer service training.
7. Support & develop financial advice services.
8. Develop community orchards and plant fruit trees around the borough.
9. Engage retailers and voluntary groups.
10. Consider more collaboration with probation services.
11. Improve working conditions and opportunities for Slough residents.
12. Organise an annual conference on food poverty.

This page is intentionally left blank